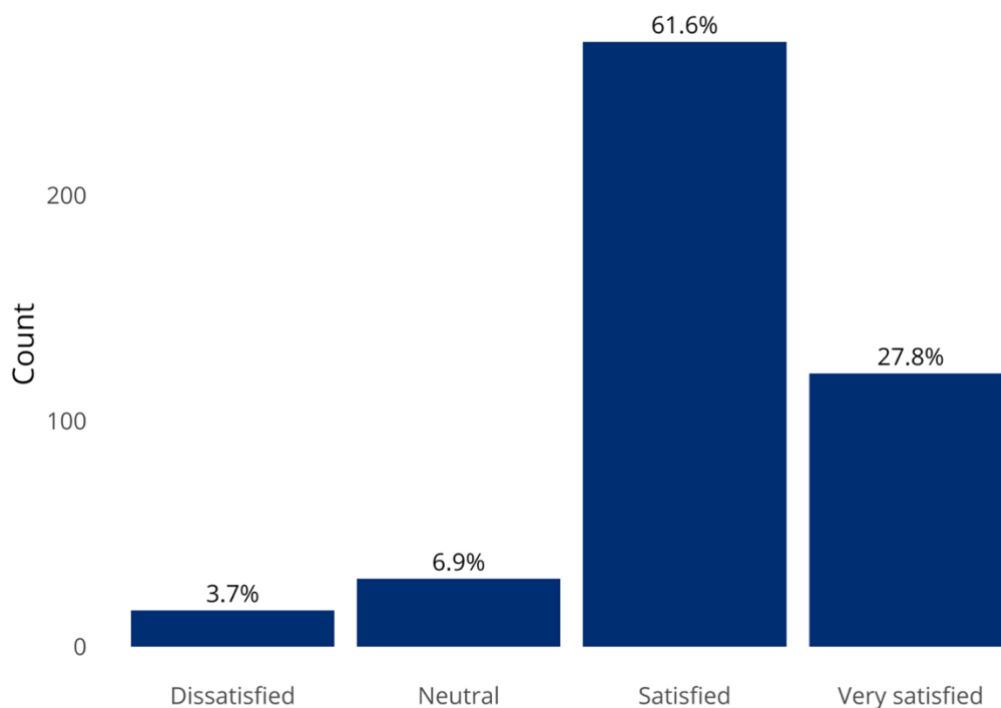


Student Climate Survey Results



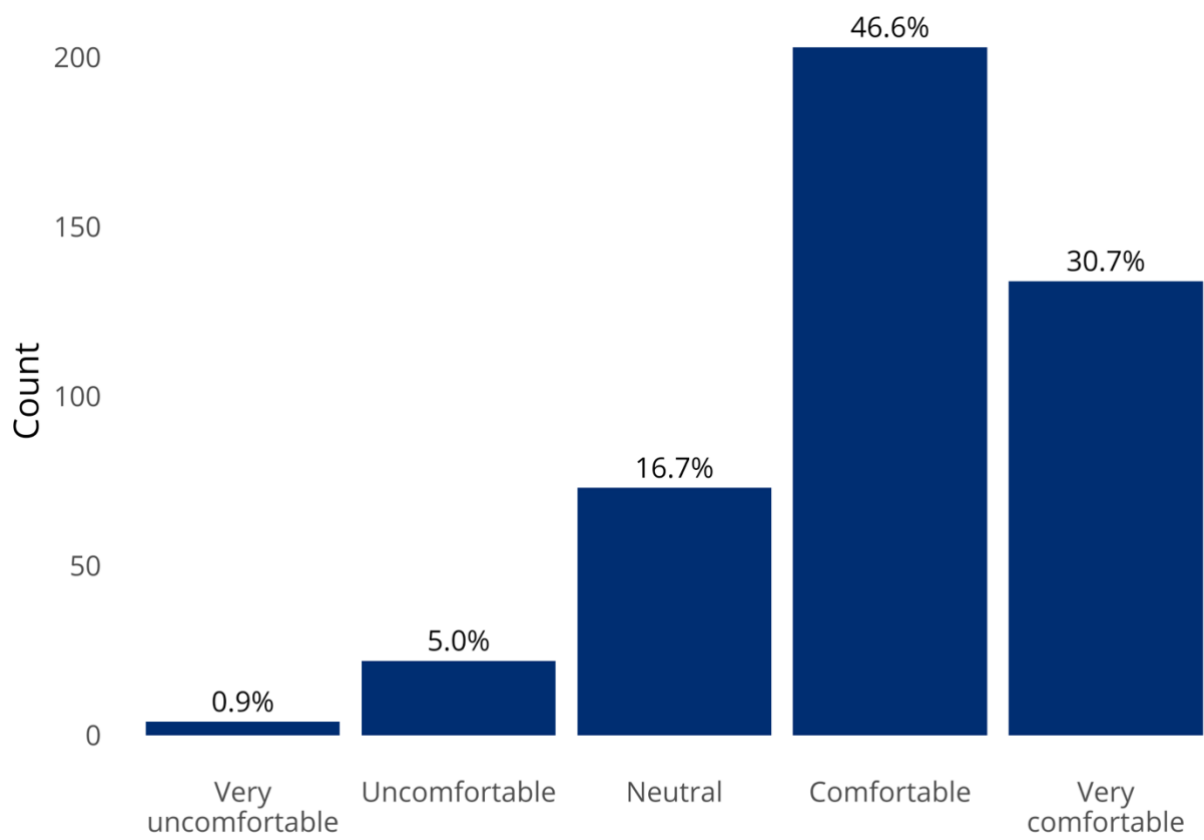
Duke Law School's Diversity & Inclusion Committee developed and administered a climate survey in September 2020 to canvass the experiences of current Duke Law students. The survey conceived of diversity broadly so that the committee could better understand the views of the entire student body, including, but not limited to: race, ethnicity, religion, sexual orientation, gender identity, ideological viewpoint, socioeconomic status, veteran status, and ability status. A total of 428 students completed the web-based survey (123 1Ls, 140 2Ls, 147 3Ls, and 18 LLM and SJDs).

How satisfied are you with your Law School education?



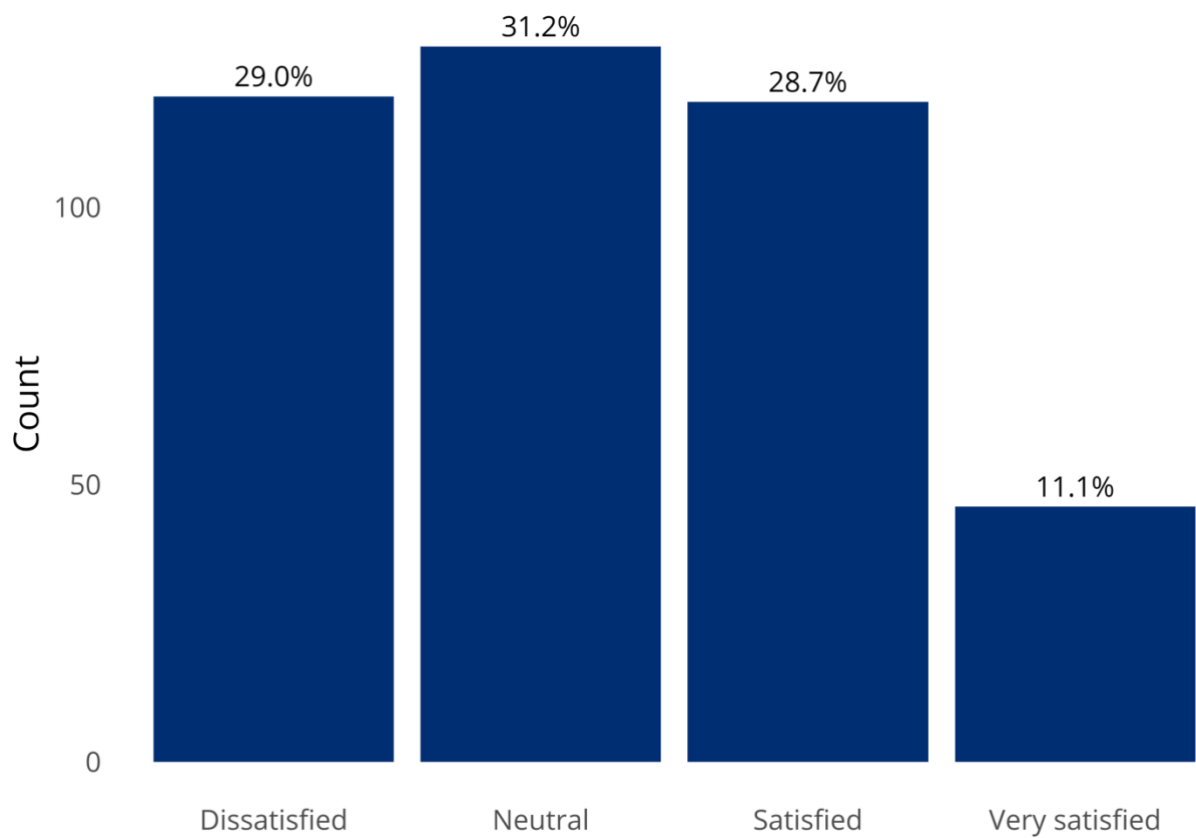
<i>Response</i>	<i>Percent</i>
<i>Dissatisfied</i>	3.7
<i>Neutral</i>	6.9
<i>Satisfied</i>	61.6
<i>Very satisfied</i>	27.8

Overall, how comfortable do you feel at Duke Law School?



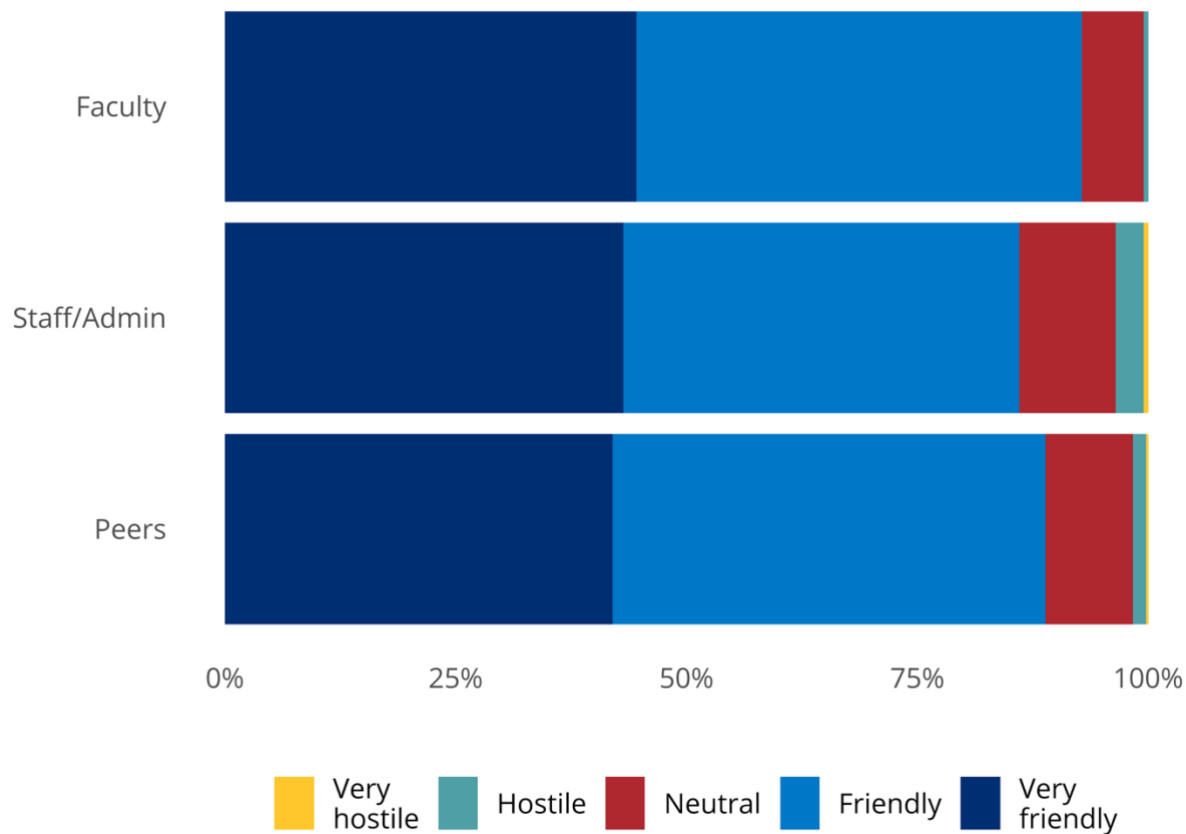
<i>Response</i>	<i>Percent</i>
<i>Very uncomfortable</i>	0.9
<i>Uncomfortable</i>	5
<i>Neutral</i>	16.7
<i>Comfortable</i>	46.6
<i>Very comfortable</i>	30.7

Overall, how satisfied are you with the level of diversity in your classes?



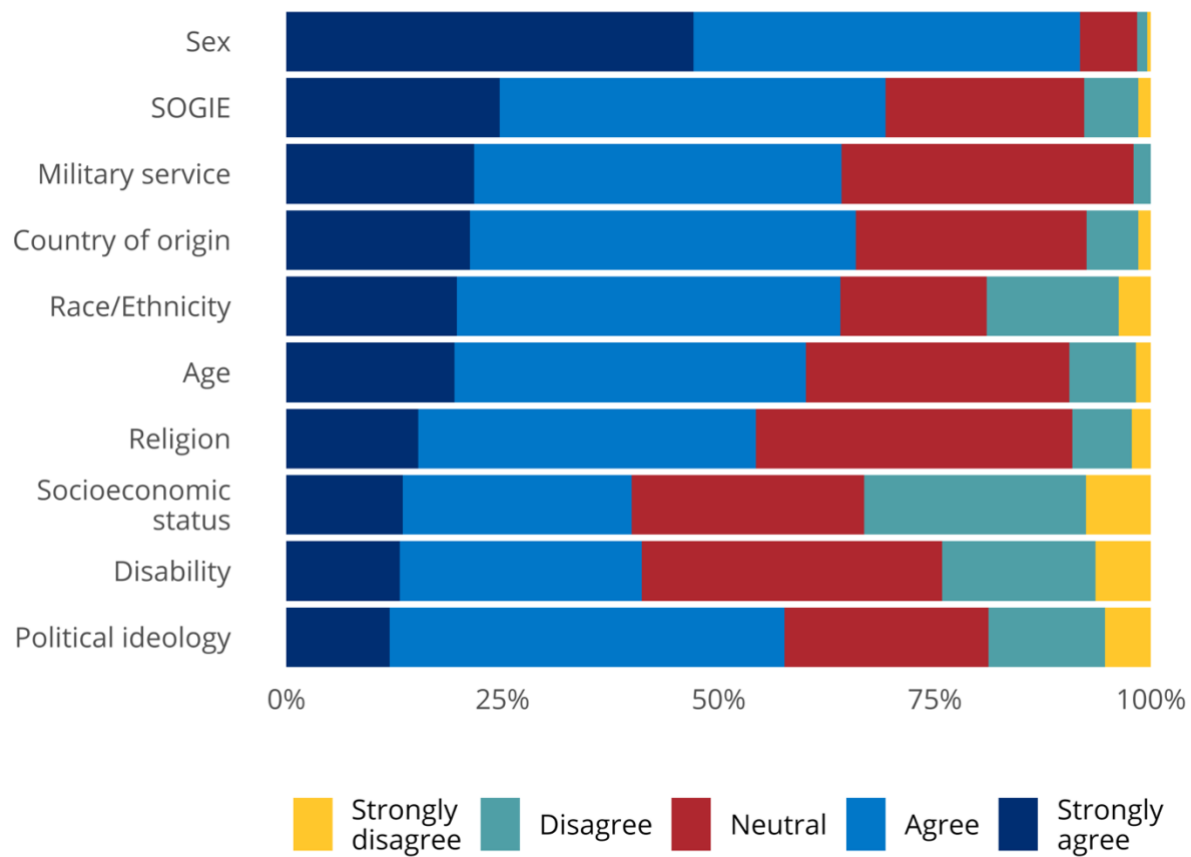
<i>Response</i>	<i>Percent</i>
<i>Dissatisfied</i>	29
<i>Neutral</i>	31.2
<i>Satisfied</i>	28.7
<i>Very satisfied</i>	11.1

Rate your overall interactions with peers, faculty, and staff and administration.



<i>Category</i>	<i>Response</i>	<i>Percent</i>
<i>Peers</i>	Very hostile	0.2
<i>Peers</i>	Hostile	1.4
<i>Peers</i>	Neutral	9.5
<i>Peers</i>	Friendly	46.9
<i>Peers</i>	Very friendly	42
<i>Faculty</i>	Hostile	0.5
<i>Faculty</i>	Neutral	6.7
<i>Faculty</i>	Friendly	48.3
<i>Faculty</i>	Very friendly	44.6
<i>Staff/Admin</i>	Very hostile	0.5
<i>Staff/Admin</i>	Hostile	3
<i>Staff/Admin</i>	Neutral	10.4
<i>Staff/Admin</i>	Friendly	42.9
<i>Staff/Admin</i>	Very friendly	43.2

Duke Law School, as an institution, values diversity and inclusion on the basis of...

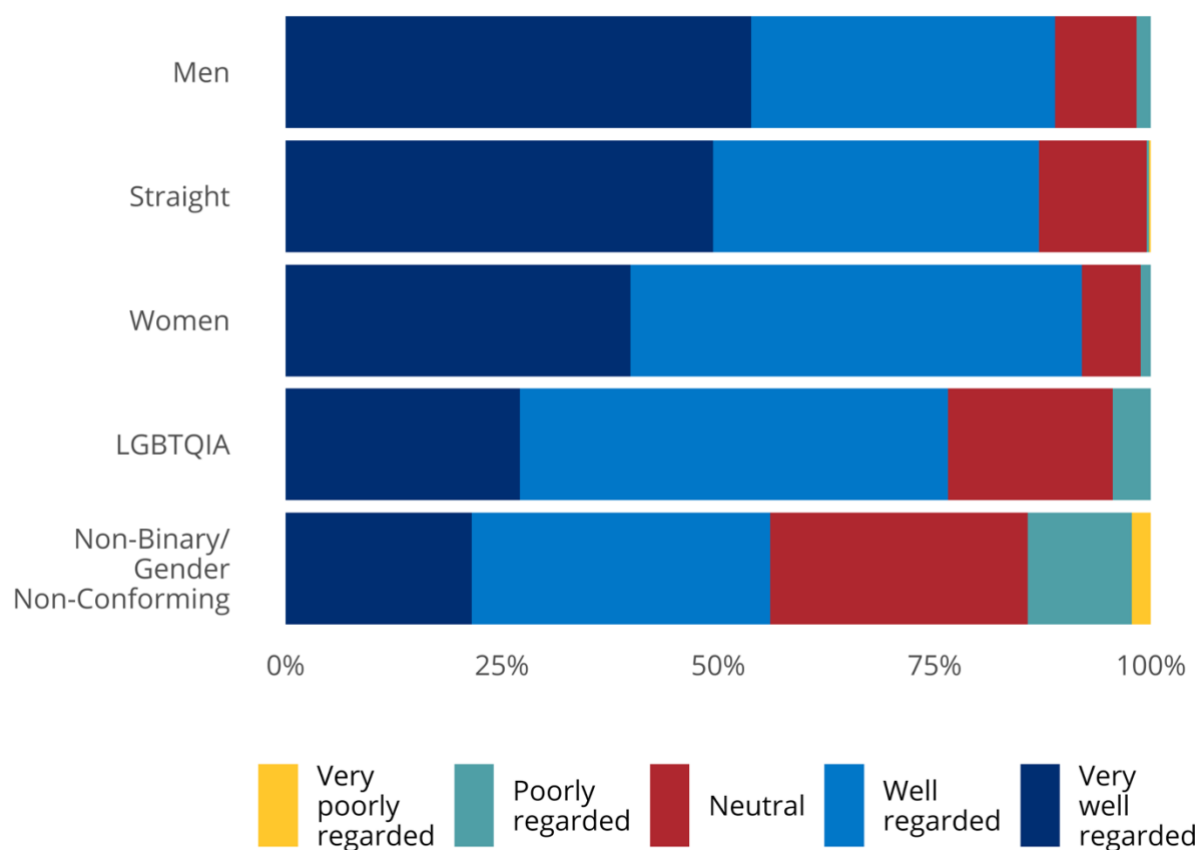


*SOGIE stands for sexual orientation, gender identity, and gender expression

Category	Response	Percent
Sex	Strongly disagree	0.5
Sex	Disagree	1.2
Sex	Neutral	6.6
Sex	Agree	44.7
Sex	Strongly agree	47.1
Military service	Disagree	2.1
Military service	Neutral	33.7
Military service	Agree	42.5
Military service	Strongly agree	21.7
Race/Ethnicity	Strongly disagree	3.8
Race/Ethnicity	Disagree	15.3
Race/Ethnicity	Neutral	16.9
Race/Ethnicity	Agree	44.4
Race/Ethnicity	Strongly agree	19.7

<i>Country of origin</i>	Strongly disagree	1.5
<i>Country of origin</i>	Disagree	6
<i>Country of origin</i>	Neutral	26.7
<i>Country of origin</i>	Agree	44.6
<i>Country of origin</i>	Strongly agree	21.2
<i>SOGIE</i>	Strongly disagree	1.5
<i>SOGIE</i>	Disagree	6.2
<i>SOGIE</i>	Neutral	22.9
<i>SOGIE</i>	Agree	44.6
<i>SOGIE</i>	Strongly agree	24.7
<i>Age</i>	Strongly disagree	1.7
<i>Age</i>	Disagree	7.7
<i>Age</i>	Neutral	30.4
<i>Age</i>	Agree	40.6
<i>Age</i>	Strongly agree	19.5
<i>Socioeconomic status</i>	Strongly disagree	7.5
<i>Socioeconomic status</i>	Disagree	25.6
<i>Socioeconomic status</i>	Neutral	26.9
<i>Socioeconomic status</i>	Agree	26.4
<i>Socioeconomic status</i>	Strongly agree	13.5
<i>Disability</i>	Strongly disagree	6.4
<i>Disability</i>	Disagree	17.8
<i>Disability</i>	Neutral	34.7
<i>Disability</i>	Agree	28
<i>Disability</i>	Strongly agree	13.1
<i>Religion</i>	Strongly disagree	2.2
<i>Religion</i>	Disagree	6.9
<i>Religion</i>	Neutral	36.6
<i>Religion</i>	Agree	39.1
<i>Religion</i>	Strongly agree	15.2
<i>Political ideology</i>	Strongly disagree	5.3
<i>Political ideology</i>	Disagree	13.5
<i>Political ideology</i>	Neutral	23.6
<i>Political ideology</i>	Agree	45.7
<i>Political ideology</i>	Strongly agree	11.9

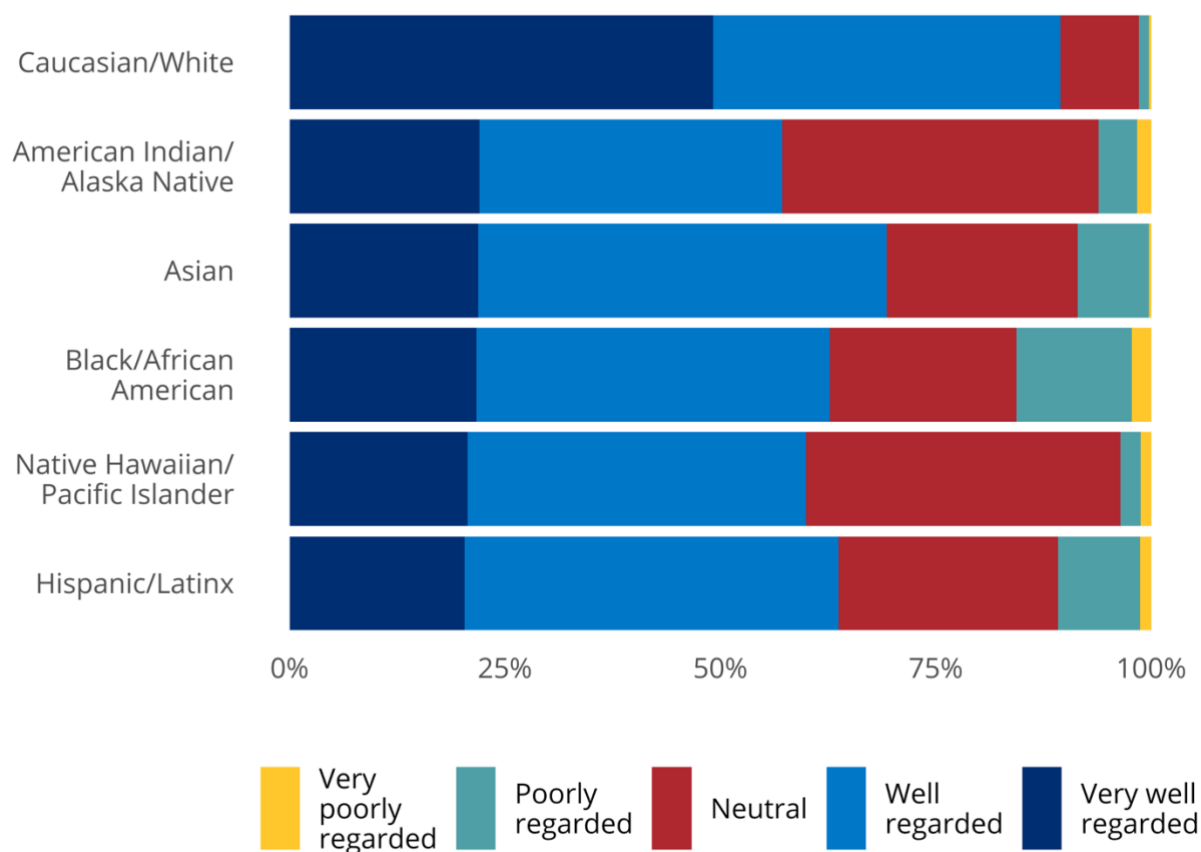
How are the following groups regarded at Duke Law School: sex/gender



<i>Category</i>	<i>Response</i>	<i>Percent</i>
<i>Women</i>	Poorly regarded	1.2
<i>Women</i>	Neutral	6.8
<i>Women</i>	Well regarded	52.1
<i>Women</i>	Very well regarded	39.9
<i>Men</i>	Poorly regarded	1.7
<i>Men</i>	Neutral	9.4
<i>Men</i>	Well regarded	35.1
<i>Men</i>	Very well regarded	53.8
<i>Non-Binary/ Gender Non-Conforming</i>	Very poorly regarded	2.2
<i>Non-Binary/ Gender Non-Conforming</i>	Poorly regarded	12
<i>Non-Binary/ Gender Non-Conforming</i>	Neutral	29.7
<i>Non-Binary/ Gender Non-Conforming</i>	Well regarded	34.5
<i>Non-Binary/ Gender Non-Conforming</i>	Very well regarded	21.5
<i>LGBTQIA</i>	Poorly regarded	4.4
<i>LGBTQIA</i>	Neutral	19

<i>LGBTQIA</i>	Well regarded	49.5
<i>LGBTQIA</i>	Very well regarded	27.1
<i>Straight</i>	Very poorly regarded	0.2
<i>Straight</i>	Poorly regarded	0.2
<i>Straight</i>	Neutral	12.5
<i>Straight</i>	Well regarded	37.6
<i>Straight</i>	Very well regarded	49.4

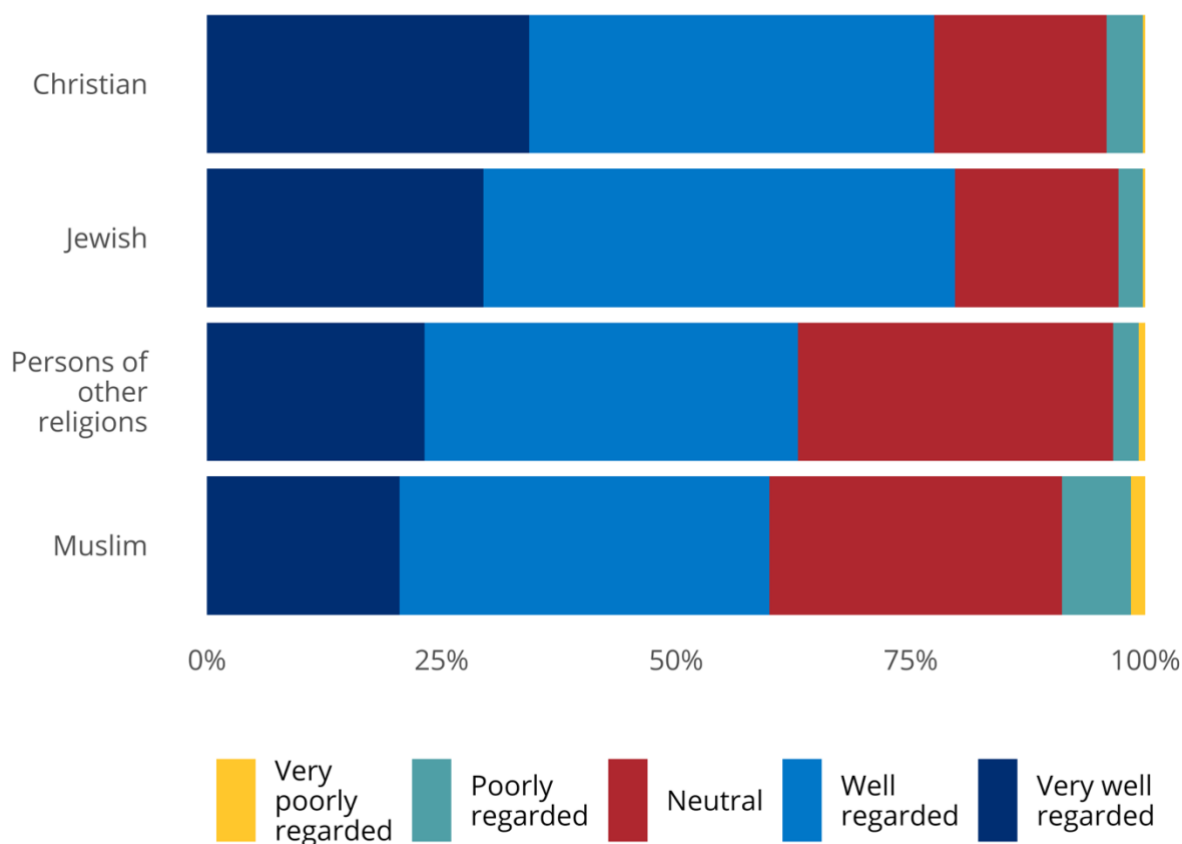
How are the following groups regarded at Duke Law School: race/ethnicity



Category	Response	Percent
American Indian/ Alaska Native	Very poorly regarded	1.6
American Indian/ Alaska Native	Poorly regarded	4.5
American Indian/ Alaska Native	Neutral	36.7
American Indian/ Alaska Native	Well regarded	35.1
American Indian/ Alaska Native	Very well regarded	22
Asian	Very poorly regarded	0.3
Asian	Poorly regarded	8.2
Asian	Neutral	22.2
Asian	Well regarded	47.4
Asian	Very well regarded	21.9
Black/African American	Very poorly regarded	2.3
Black/African American	Poorly regarded	13.4
Black/African American	Neutral	21.7
Black/African American	Well regarded	41.1
Black/African American	Very well regarded	21.7
Caucasian/White	Very poorly regarded	0.2

<i>Caucasian/White</i>	Poorly regarded	1.2
<i>Caucasian/White</i>	Neutral	9.1
<i>Caucasian/White</i>	Well regarded	40.3
<i>Caucasian/White</i>	Very well regarded	49.2
<i>Hispanic/Latinx</i>	Very poorly regarded	1.3
<i>Hispanic/Latinx</i>	Poorly regarded	9.5
<i>Hispanic/Latinx</i>	Neutral	25.4
<i>Hispanic/Latinx</i>	Well regarded	43.4
<i>Hispanic/Latinx</i>	Very well regarded	20.3
<i>Native Hawaiian/ Pacific Islander</i>	Very poorly regarded	1.2
<i>Native Hawaiian/ Pacific Islander</i>	Poorly regarded	2.4
<i>Native Hawaiian/ Pacific Islander</i>	Neutral	36.5
<i>Native Hawaiian/ Pacific Islander</i>	Well regarded	39.3
<i>Native Hawaiian/ Pacific Islander</i>	Very well regarded	20.6

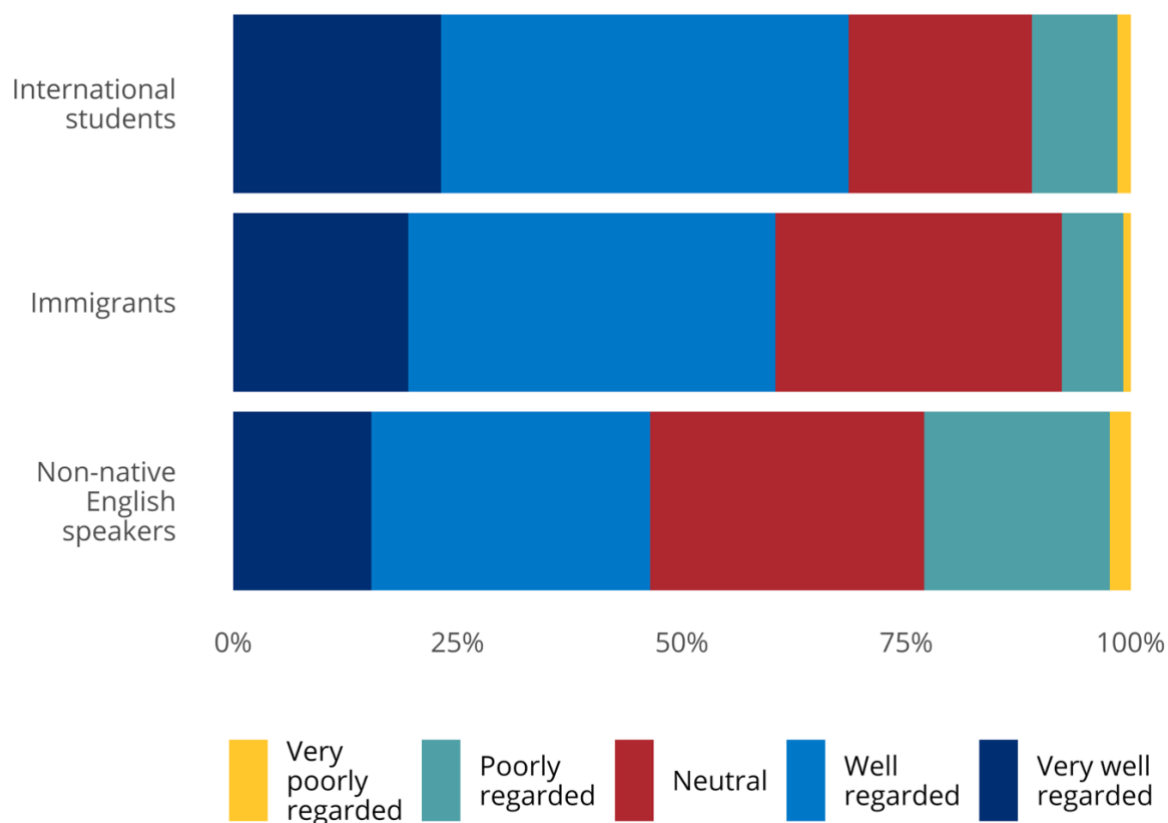
How are the following groups regarded at Duke Law School: religion



Category	Response	Percent
<i>Jewish</i>	Very poorly regarded	0.3
<i>Jewish</i>	Poorly regarded	2.6
<i>Jewish</i>	Neutral	17.4
<i>Jewish</i>	Well regarded	50.3
<i>Jewish</i>	Very well regarded	29.4
<i>Muslim</i>	Very poorly regarded	1.5
<i>Muslim</i>	Poorly regarded	7.3
<i>Muslim</i>	Neutral	31.2
<i>Muslim</i>	Well regarded	39.4
<i>Muslim</i>	Very well regarded	20.5
<i>Christian</i>	Very poorly regarded	0.3
<i>Christian</i>	Poorly regarded	3.8
<i>Christian</i>	Neutral	18.4
<i>Christian</i>	Well regarded	43.1
<i>Christian</i>	Very well regarded	34.3
<i>Persons of other religions</i>	Very poorly regarded	0.7

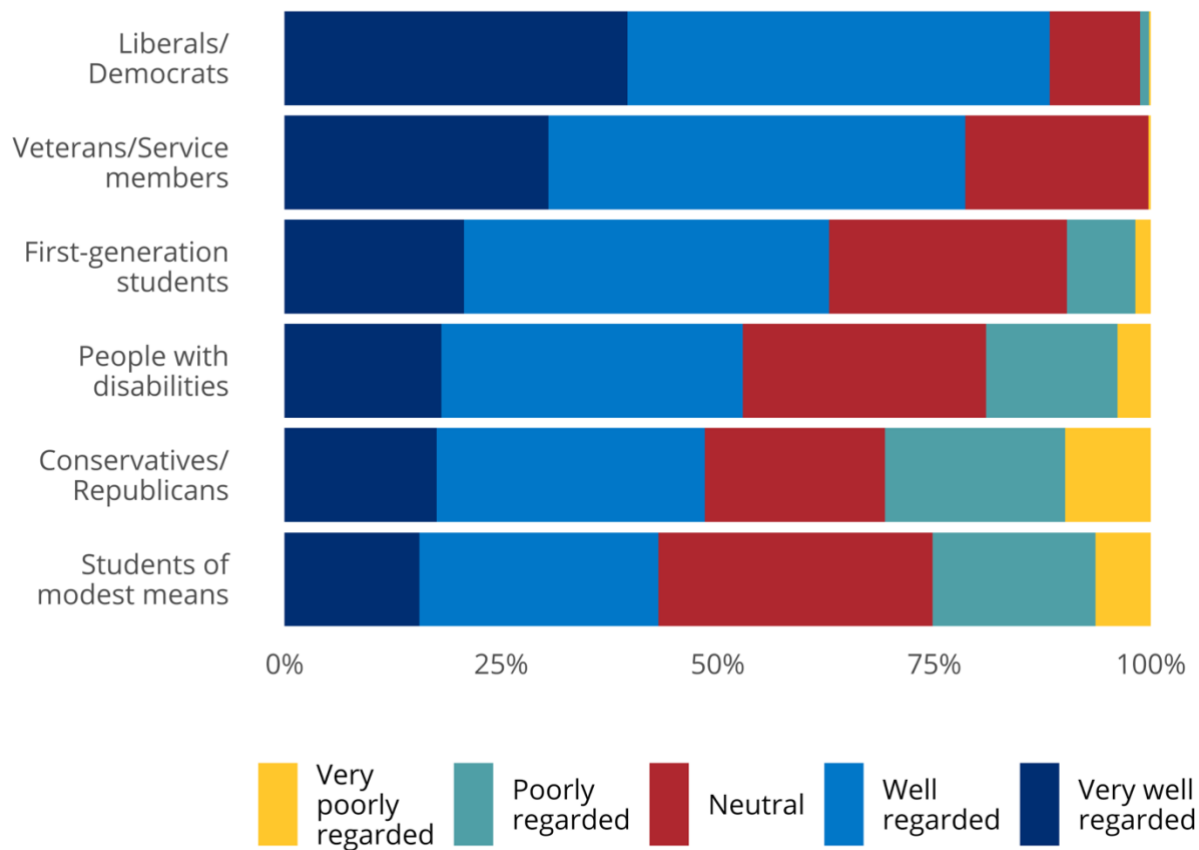
<i>Persons of other religions</i>	Poorly regarded	2.8
<i>Persons of other religions</i>	Neutral	33.6
<i>Persons of other religions</i>	Well regarded	39.8
<i>Persons of other religions</i>	Very well regarded	23.2

How are the following groups regarded at Duke Law School: origin



Category	Response	Percent
Non-native English speakers	Very poorly regarded	2.3
Non-native English speakers	Poorly regarded	20.6
Non-native English speakers	Neutral	30.5
Non-native English speakers	Well regarded	31.1
Non-native English speakers	Very well regarded	15.4
Immigrants	Very poorly regarded	0.8
Immigrants	Poorly regarded	6.9
Immigrants	Neutral	31.9
Immigrants	Well regarded	40.9
Immigrants	Very well regarded	19.5
International students	Very poorly regarded	1.5
International students	Poorly regarded	9.5
International students	Neutral	20.4
International students	Well regarded	45.4
International students	Very well regarded	23.2

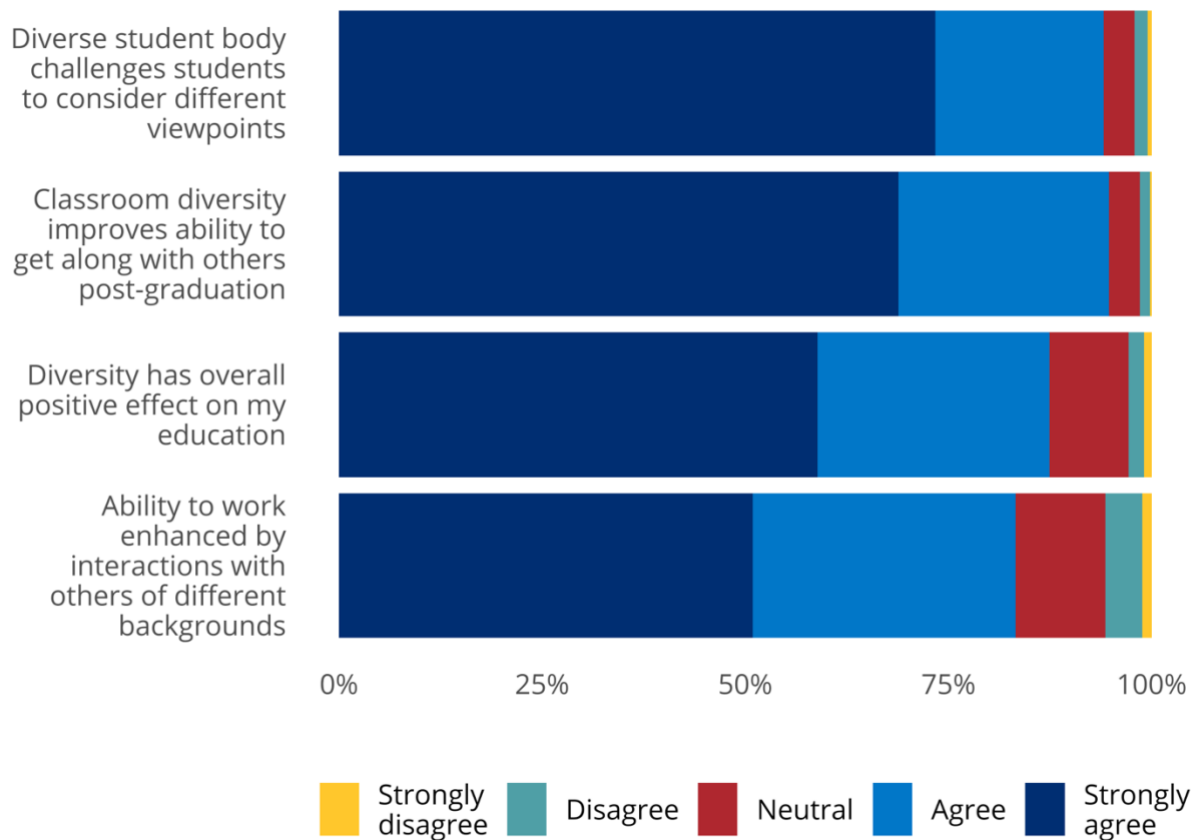
How are the following groups regarded at Duke Law School: other categories



Category	Response	Percent
Liberals/ Democrats	Very poorly regarded	0.2
Liberals/ Democrats	Poorly regarded	1
Liberals/ Democrats	Neutral	10.4
Liberals/ Democrats	Well regarded	48.8
Liberals/ Democrats	Very well regarded	39.6
Conservatives/ Republicans	Very poorly regarded	9.9
Conservatives/ Republicans	Poorly regarded	20.8
Conservatives/ Republicans	Neutral	20.8
Conservatives/ Republicans	Well regarded	31
Conservatives/ Republicans	Very well regarded	17.5
People with disabilities	Very poorly regarded	3.9
People with disabilities	Poorly regarded	15.2
People with disabilities	Neutral	28.1
People with disabilities	Well regarded	34.8
People with disabilities	Very well regarded	18.1
First-generation students	Very poorly regarded	1.8

<i>First-generation students</i>	Poorly regarded	7.9
<i>First-generation students</i>	Neutral	27.5
<i>First-generation students</i>	Well regarded	42.1
<i>First-generation students</i>	Very well regarded	20.7
<i>Students of modest means</i>	Very poorly regarded	6.4
<i>Students of modest means</i>	Poorly regarded	18.8
<i>Students of modest means</i>	Neutral	31.6
<i>Students of modest means</i>	Well regarded	27.6
<i>Students of modest means</i>	Very well regarded	15.5
<i>Veterans/Service members</i>	Very poorly regarded	0.3
<i>Veterans/Service members</i>	Neutral	21.1
<i>Veterans/Service members</i>	Well regarded	48.1
<i>Veterans/Service members</i>	Very well regarded	30.4

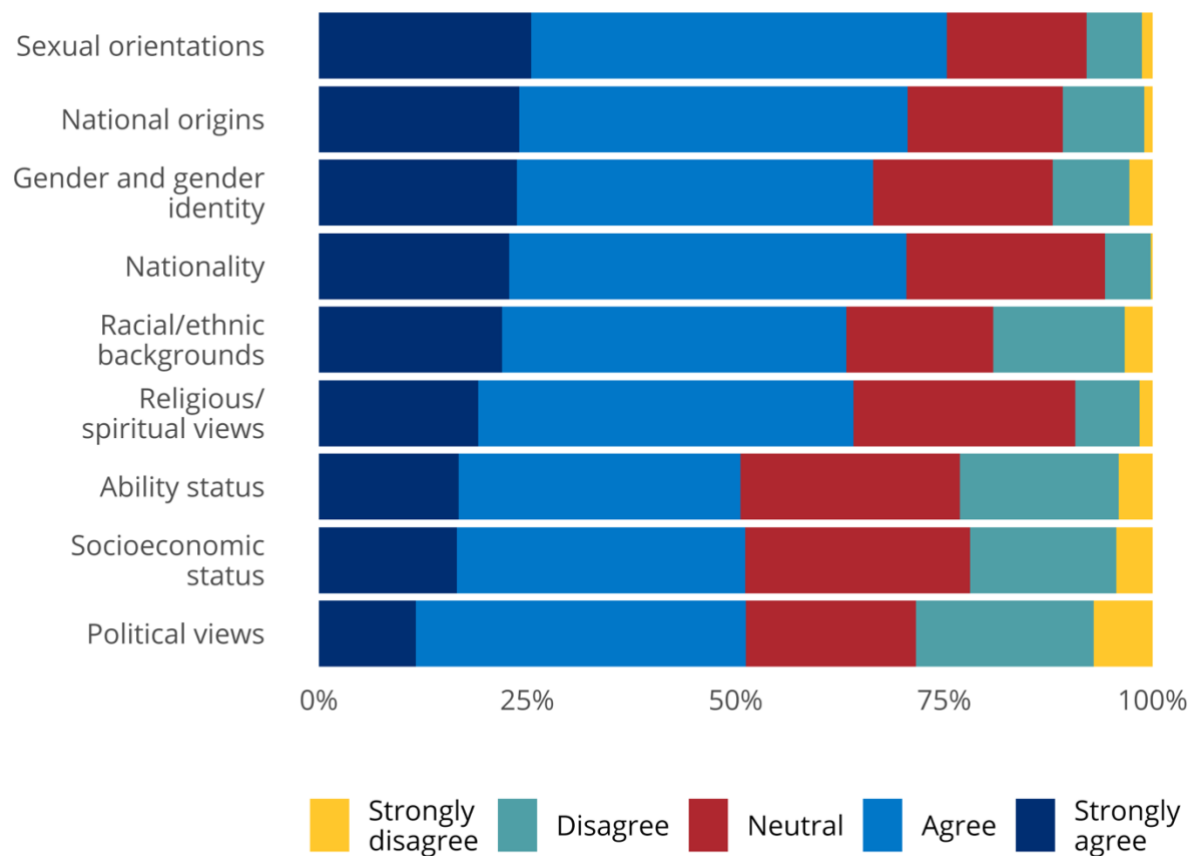
Please indicate your agreement or disagreement with the following statements:



Category	Response	Percent
<i>Diversity has overall positive effect on my education</i>	Strongly disagree	1
<i>Diversity has overall positive effect on my education</i>	Disagree	1.9
<i>Diversity has overall positive effect on my education</i>	Neutral	9.7
<i>Diversity has overall positive effect on my education</i>	Agree	28.5
<i>Diversity has overall positive effect on my education</i>	Strongly agree	58.9
<i>Diverse student body challenges students to consider different viewpoints</i>	Strongly disagree	0.5
<i>Diverse student body challenges students to consider different viewpoints</i>	Disagree	1.7
<i>Diverse student body challenges students to consider different viewpoints</i>	Neutral	3.8
<i>Diverse student body challenges students to consider different viewpoints</i>	Agree	20.8
<i>Diverse student body challenges students to consider different viewpoints</i>	Strongly agree	73.3

<i>Ability to work enhanced by interactions with others of different backgrounds</i>	Strongly disagree	1.2
<i>Ability to work enhanced by interactions with others of different backgrounds</i>	Disagree	4.5
<i>Ability to work enhanced by interactions with others of different backgrounds</i>	Neutral	11.1
<i>Ability to work enhanced by interactions with others of different backgrounds</i>	Agree	32.3
<i>Ability to work enhanced by interactions with others of different backgrounds</i>	Strongly agree	50.9
<i>Classroom diversity improves ability to get along with others post-graduation</i>	Strongly disagree	0.2
<i>Classroom diversity improves ability to get along with others post-graduation</i>	Disagree	1.2
<i>Classroom diversity improves ability to get along with others post-graduation</i>	Neutral	3.8
<i>Classroom diversity improves ability to get along with others post-graduation</i>	Agree	26
<i>Classroom diversity improves ability to get along with others post-graduation</i>	Strongly agree	68.8

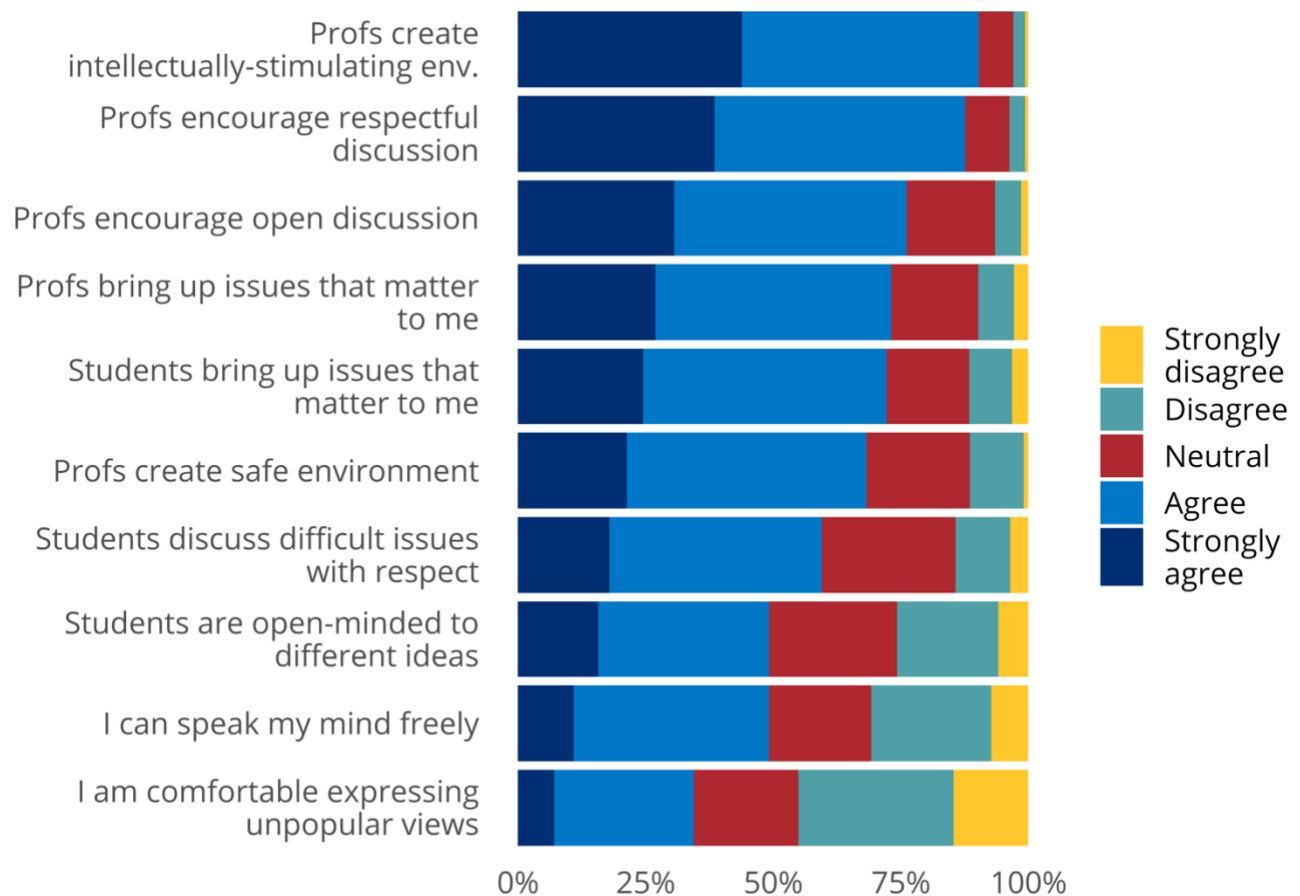
The classroom environment is welcoming for students of different...



<i>category</i>	<i>response</i>	<i>Percent</i>
<i>National origins</i>	Strongly disagree	1
<i>National origins</i>	Disagree	9.8
<i>National origins</i>	Neutral	18.6
<i>National origins</i>	Agree	46.6
<i>National origins</i>	Strongly agree	24
<i>Political views</i>	Strongly disagree	7
<i>Political views</i>	Disagree	21.4
<i>Political views</i>	Neutral	20.4
<i>Political views</i>	Agree	39.6
<i>Political views</i>	Strongly agree	11.7
<i>Religious/ spiritual views</i>	Strongly disagree	1.6
<i>Religious/ spiritual views</i>	Disagree	7.7
<i>Religious/ spiritual views</i>	Neutral	26.6
<i>Religious/ spiritual views</i>	Agree	44.9
<i>Religious/ spiritual views</i>	Strongly agree	19.1
<i>Racial/ethnic backgrounds</i>	Strongly disagree	3.4

<i>Racial/ethnic backgrounds</i>	Disagree	15.7
<i>Racial/ethnic backgrounds</i>	Neutral	17.6
<i>Racial/ethnic backgrounds</i>	Agree	41.3
<i>Racial/ethnic backgrounds</i>	Strongly agree	22
<i>Sexual orientations</i>	Strongly disagree	1.3
<i>Sexual orientations</i>	Disagree	6.6
<i>Sexual orientations</i>	Neutral	16.8
<i>Sexual orientations</i>	Agree	49.9
<i>Sexual orientations</i>	Strongly agree	25.4
<i>Gender and gender identity</i>	Strongly disagree	2.8
<i>Gender and gender identity</i>	Disagree	9.2
<i>Gender and gender identity</i>	Neutral	21.5
<i>Gender and gender identity</i>	Agree	42.7
<i>Gender and gender identity</i>	Strongly agree	23.8
<i>Nationality</i>	Strongly disagree	0.2
<i>Nationality</i>	Disagree	5.5
<i>Nationality</i>	Neutral	23.8
<i>Nationality</i>	Agree	47.6
<i>Nationality</i>	Strongly agree	22.8
<i>Socioeconomic status</i>	Strongly disagree	4.3
<i>Socioeconomic status</i>	Disagree	17.6
<i>Socioeconomic status</i>	Neutral	27
<i>Socioeconomic status</i>	Agree	34.6
<i>Socioeconomic status</i>	Strongly agree	16.5
<i>Ability status</i>	Strongly disagree	4
<i>Ability status</i>	Disagree	19.1
<i>Ability status</i>	Neutral	26.3
<i>Ability status</i>	Agree	33.8
<i>Ability status</i>	Strongly agree	16.8

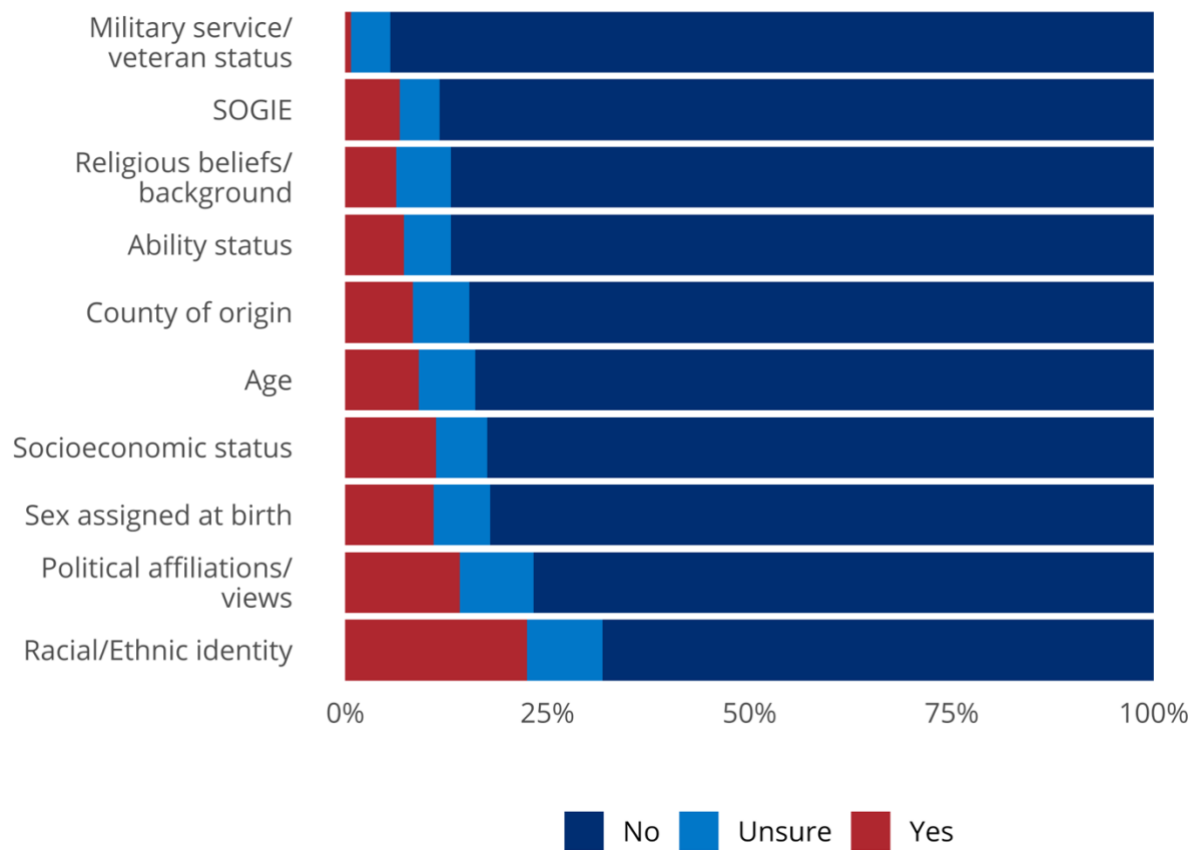
In the classroom, I feel that...



Category	Response	Percent
<i>I am comfortable expressing unpopular views</i>	Strongly disagree	14.7
<i>I am comfortable expressing unpopular views</i>	Disagree	30.4
<i>I am comfortable expressing unpopular views</i>	Neutral	20.4
<i>I am comfortable expressing unpopular views</i>	Agree	27.3
<i>I am comfortable expressing unpopular views</i>	Strongly agree	7.1
<i>Students discuss difficult issues with respect</i>	Strongly disagree	3.6
<i>Students discuss difficult issues with respect</i>	Disagree	10.7
<i>Students discuss difficult issues with respect</i>	Neutral	26.2
<i>Students discuss difficult issues with respect</i>	Agree	41.7
<i>Students discuss difficult issues with respect</i>	Strongly agree	17.9
<i>I can speak my mind freely</i>	Strongly disagree	7.3
<i>I can speak my mind freely</i>	Disagree	23.5
<i>I can speak my mind freely</i>	Neutral	20
<i>I can speak my mind freely</i>	Agree	38.4
<i>I can speak my mind freely</i>	Strongly agree	10.8

<i>Profs create safe environment</i>	Strongly disagree	0.9
<i>Profs create safe environment</i>	Disagree	10.6
<i>Profs create safe environment</i>	Neutral	20.2
<i>Profs create safe environment</i>	Agree	46.9
<i>Profs create safe environment</i>	Strongly agree	21.4
<i>Profs create intellectually-stimulating env.</i>	Strongly disagree	0.7
<i>Profs create intellectually-stimulating env.</i>	Disagree	2.3
<i>Profs create intellectually-stimulating env.</i>	Neutral	6.8
<i>Profs create intellectually-stimulating env.</i>	Agree	46.4
<i>Profs create intellectually-stimulating env.</i>	Strongly agree	43.8
<i>Profs bring up issues that matter to me</i>	Strongly disagree	2.8
<i>Profs bring up issues that matter to me</i>	Disagree	7
<i>Profs bring up issues that matter to me</i>	Neutral	17.1
<i>Profs bring up issues that matter to me</i>	Agree	46.1
<i>Profs bring up issues that matter to me</i>	Strongly agree	26.9
<i>Students bring up issues that matter to me</i>	Strongly disagree	3.3
<i>Students bring up issues that matter to me</i>	Disagree	8.4
<i>Students bring up issues that matter to me</i>	Neutral	16.1
<i>Students bring up issues that matter to me</i>	Agree	47.7
<i>Students bring up issues that matter to me</i>	Strongly agree	24.5
<i>Profs encourage open discussion</i>	Strongly disagree	1.4
<i>Profs encourage open discussion</i>	Disagree	5.1
<i>Profs encourage open discussion</i>	Neutral	17.3
<i>Profs encourage open discussion</i>	Agree	45.6
<i>Profs encourage open discussion</i>	Strongly agree	30.6
<i>Profs encourage respectful discussion</i>	Strongly disagree	0.7
<i>Profs encourage respectful discussion</i>	Disagree	3
<i>Profs encourage respectful discussion</i>	Neutral	8.6
<i>Profs encourage respectful discussion</i>	Agree	49.1
<i>Profs encourage respectful discussion</i>	Strongly agree	38.6
<i>Students are open-minded to different ideas</i>	Strongly disagree	6
<i>Students are open-minded to different ideas</i>	Disagree	19.8
<i>Students are open-minded to different ideas</i>	Neutral	25.1
<i>Students are open-minded to different ideas</i>	Agree	33.4
<i>Students are open-minded to different ideas</i>	Strongly agree	15.8

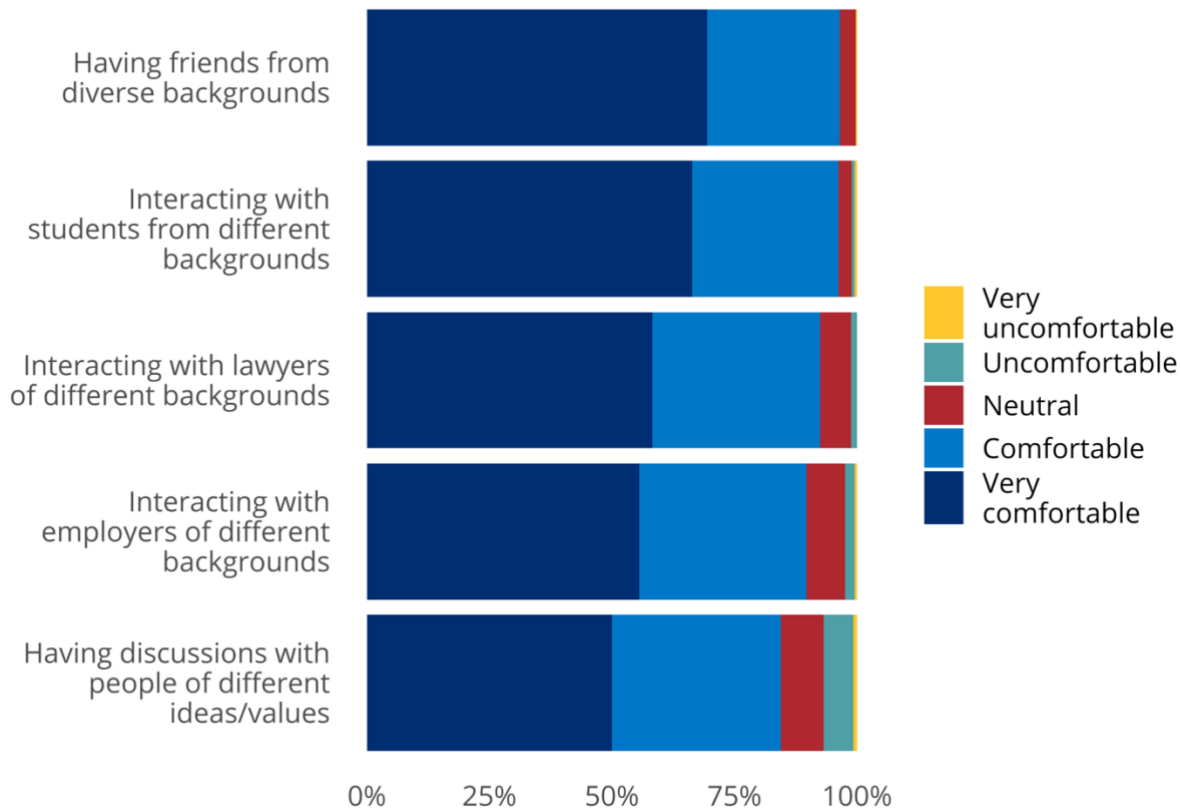
Do you think you have been treated differently at Duke Law because of your...



<i>Category</i>	<i>Response</i>	<i>Percent</i>
<i>Sex assigned at birth</i>	No	82.1
<i>Sex assigned at birth</i>	Unsure	7
<i>Sex assigned at birth</i>	Yes	10.9
<i>Military service/ veteran status</i>	No	94.4
<i>Military service/ veteran status</i>	Unsure	4.9
<i>Military service/ veteran status</i>	Yes	0.7
<i>Racial/Ethnic identity</i>	No	68.2
<i>Racial/Ethnic identity</i>	Unsure	9.3
<i>Racial/Ethnic identity</i>	Yes	22.5
<i>County of origin</i>	No	84.7
<i>County of origin</i>	Unsure	7
<i>County of origin</i>	Yes	8.4
<i>SOGIE</i>	No	88.4
<i>SOGIE</i>	Unsure	4.9
<i>SOGIE</i>	Yes	6.7

<i>Age</i>	No	84
<i>Age</i>	Unsure	7
<i>Age</i>	Yes	9.1
<i>Socioeconomic status</i>	No	82.5
<i>Socioeconomic status</i>	Unsure	6.3
<i>Socioeconomic status</i>	Yes	11.2
<i>Ability status</i>	No	86.9
<i>Ability status</i>	Unsure	5.8
<i>Ability status</i>	Yes	7.2
<i>Religious beliefs/ background</i>	No	86.9
<i>Religious beliefs/ background</i>	Unsure	6.8
<i>Religious beliefs/ background</i>	Yes	6.3
<i>Political affiliations/ views</i>	No	76.7
<i>Political affiliations/ views</i>	Unsure	9.1
<i>Political affiliations/ views</i>	Yes	14.2

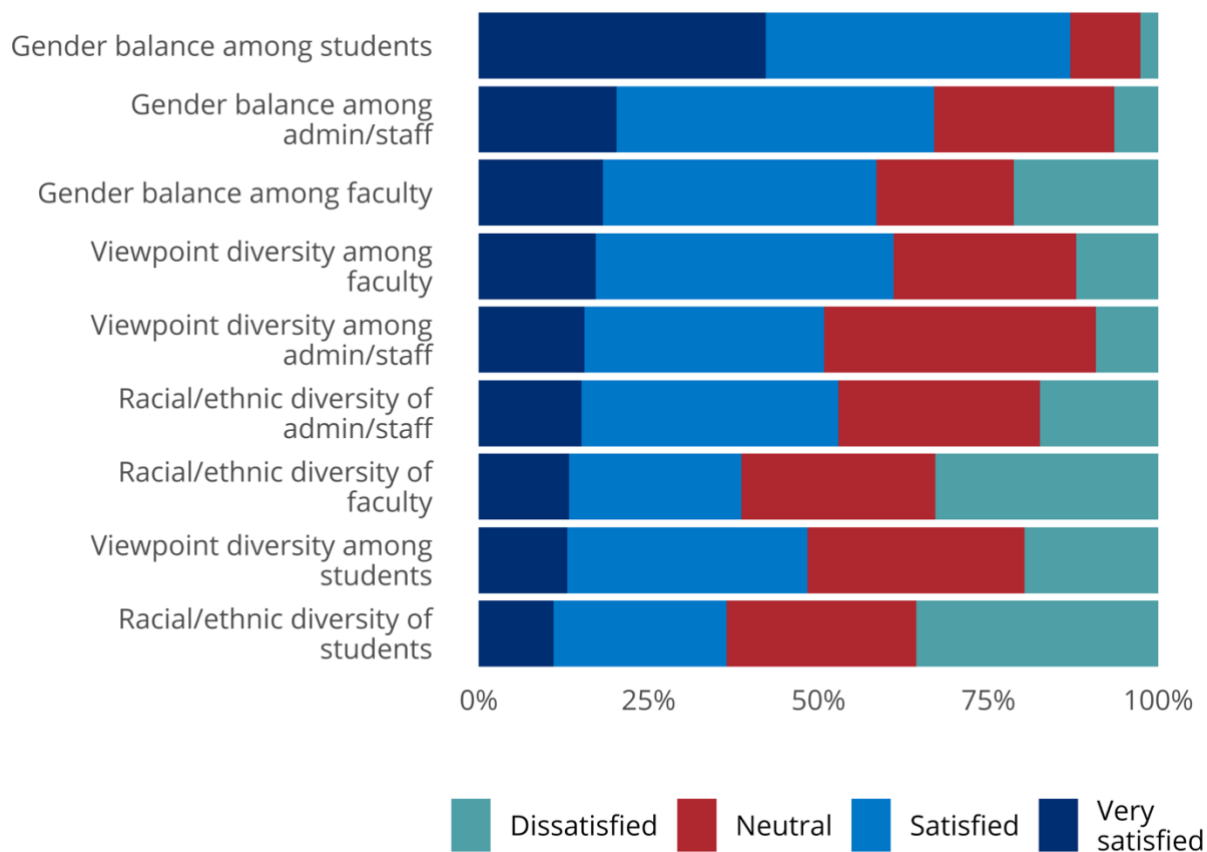
At Duke Law, how comfortable are you...



Category	Response	Percent
Having friends from diverse backgrounds	Very uncomfortable	0.2
Having friends from diverse backgrounds	Neutral	3.3
Having friends from diverse backgrounds	Comfortable	27.1
Having friends from diverse backgrounds	Very comfortable	69.4
Interacting with students from different backgrounds	Very uncomfortable	0.5
Interacting with students from different backgrounds	Uncomfortable	0.7
Interacting with students from different backgrounds	Neutral	2.6
Interacting with students from different backgrounds	Comfortable	29.9
Interacting with students from different backgrounds	Very comfortable	66.4
Having discussions with people of different ideas/values	Very uncomfortable	0.7

<i>Having discussions with people of different ideas/values</i>	Uncomfortable	6
<i>Having discussions with people of different ideas/values</i>	Neutral	8.8
<i>Having discussions with people of different ideas/values</i>	Comfortable	34.4
<i>Having discussions with people of different ideas/values</i>	Very comfortable	50
<i>Interacting with lawyers of different backgrounds</i>	Uncomfortable	1.2
<i>Interacting with lawyers of different backgrounds</i>	Neutral	6.4
<i>Interacting with lawyers of different backgrounds</i>	Comfortable	34.1
<i>Interacting with lawyers of different backgrounds</i>	Very comfortable	58.3
<i>Interacting with employers of different backgrounds</i>	Very uncomfortable	0.5
<i>Interacting with employers of different backgrounds</i>	Uncomfortable	1.9
<i>Interacting with employers of different backgrounds</i>	Neutral	7.9
<i>Interacting with employers of different backgrounds</i>	Comfortable	34.1
<i>Interacting with employers of different backgrounds</i>	Very comfortable	55.6

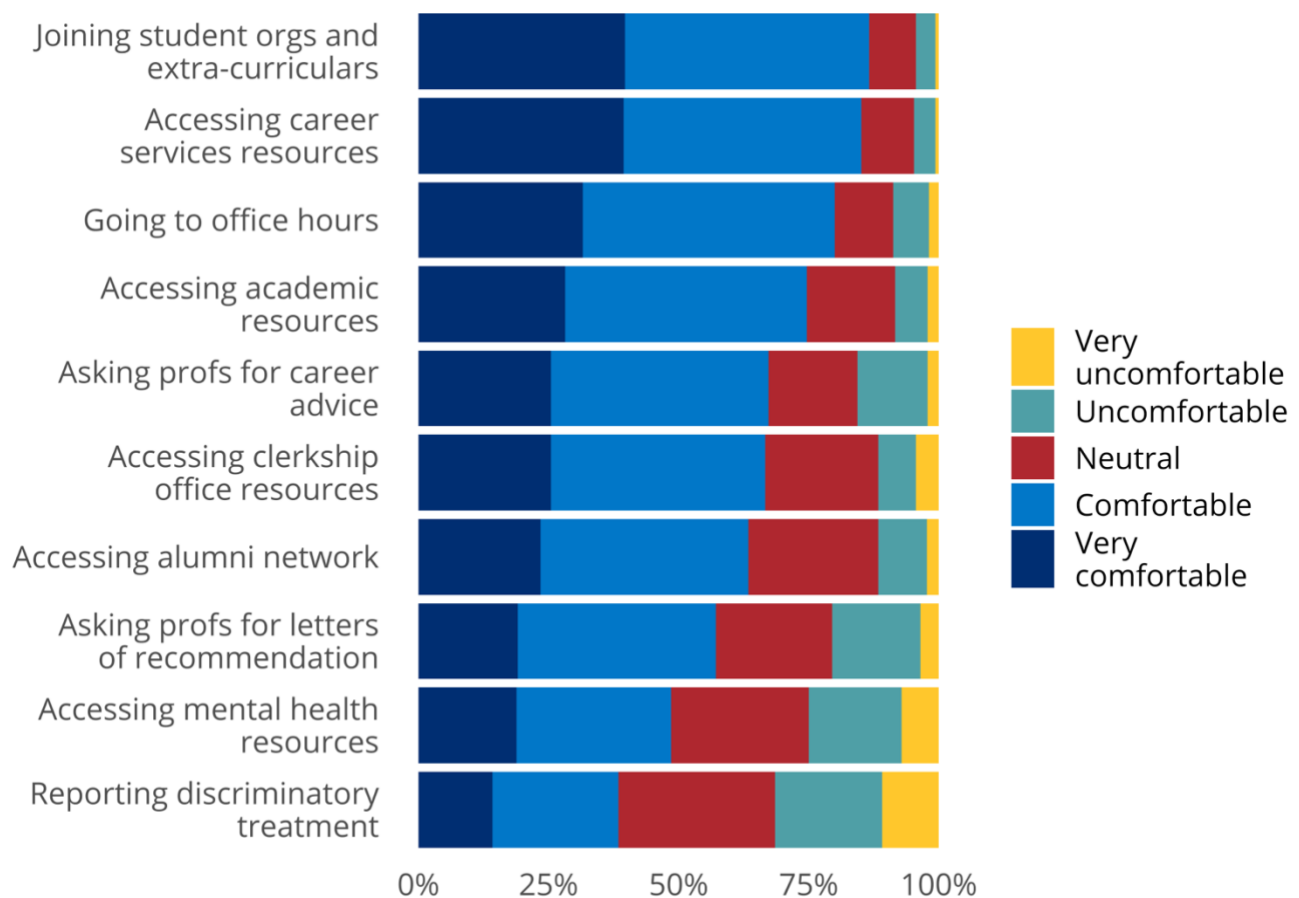
At Duke Law, how satisfied are you with...



Category	Response	Percent
Gender balance among students	Dissatisfied	2.6
Gender balance among students	Neutral	10.4
Gender balance among students	Satisfied	44.8
Gender balance among students	Very satisfied	42.2
Racial/ethnic diversity of students	Dissatisfied	35.7
Racial/ethnic diversity of students	Neutral	27.9
Racial/ethnic diversity of students	Satisfied	25.5
Racial/ethnic diversity of students	Very satisfied	11
Viewpoint diversity among students	Dissatisfied	19.7
Viewpoint diversity among students	Neutral	32
Viewpoint diversity among students	Satisfied	35.3
Viewpoint diversity among students	Very satisfied	13
Gender balance among faculty	Dissatisfied	21.3
Gender balance among faculty	Neutral	20.3
Gender balance among faculty	Satisfied	40.3
Gender balance among faculty	Very satisfied	18.2

<i>Racial/ethnic diversity of faculty</i>	Dissatisfied	32.8
<i>Racial/ethnic diversity of faculty</i>	Neutral	28.6
<i>Racial/ethnic diversity of faculty</i>	Satisfied	25.3
<i>Racial/ethnic diversity of faculty</i>	Very satisfied	13.3
<i>Viewpoint diversity among faculty</i>	Dissatisfied	12.1
<i>Viewpoint diversity among faculty</i>	Neutral	26.9
<i>Viewpoint diversity among faculty</i>	Satisfied	43.8
<i>Viewpoint diversity among faculty</i>	Very satisfied	17.2
<i>Gender balance among admin/staff</i>	Dissatisfied	6.5
<i>Gender balance among admin/staff</i>	Neutral	26.5
<i>Gender balance among admin/staff</i>	Satisfied	46.8
<i>Gender balance among admin/staff</i>	Very satisfied	20.3
<i>Racial/ethnic diversity of admin/staff</i>	Dissatisfied	17.4
<i>Racial/ethnic diversity of admin/staff</i>	Neutral	29.7
<i>Racial/ethnic diversity of admin/staff</i>	Satisfied	37.8
<i>Racial/ethnic diversity of admin/staff</i>	Very satisfied	15.1
<i>Viewpoint diversity among admin/staff</i>	Dissatisfied	9.2
<i>Viewpoint diversity among admin/staff</i>	Neutral	40
<i>Viewpoint diversity among admin/staff</i>	Satisfied	35.3
<i>Viewpoint diversity among admin/staff</i>	Very satisfied	15.6

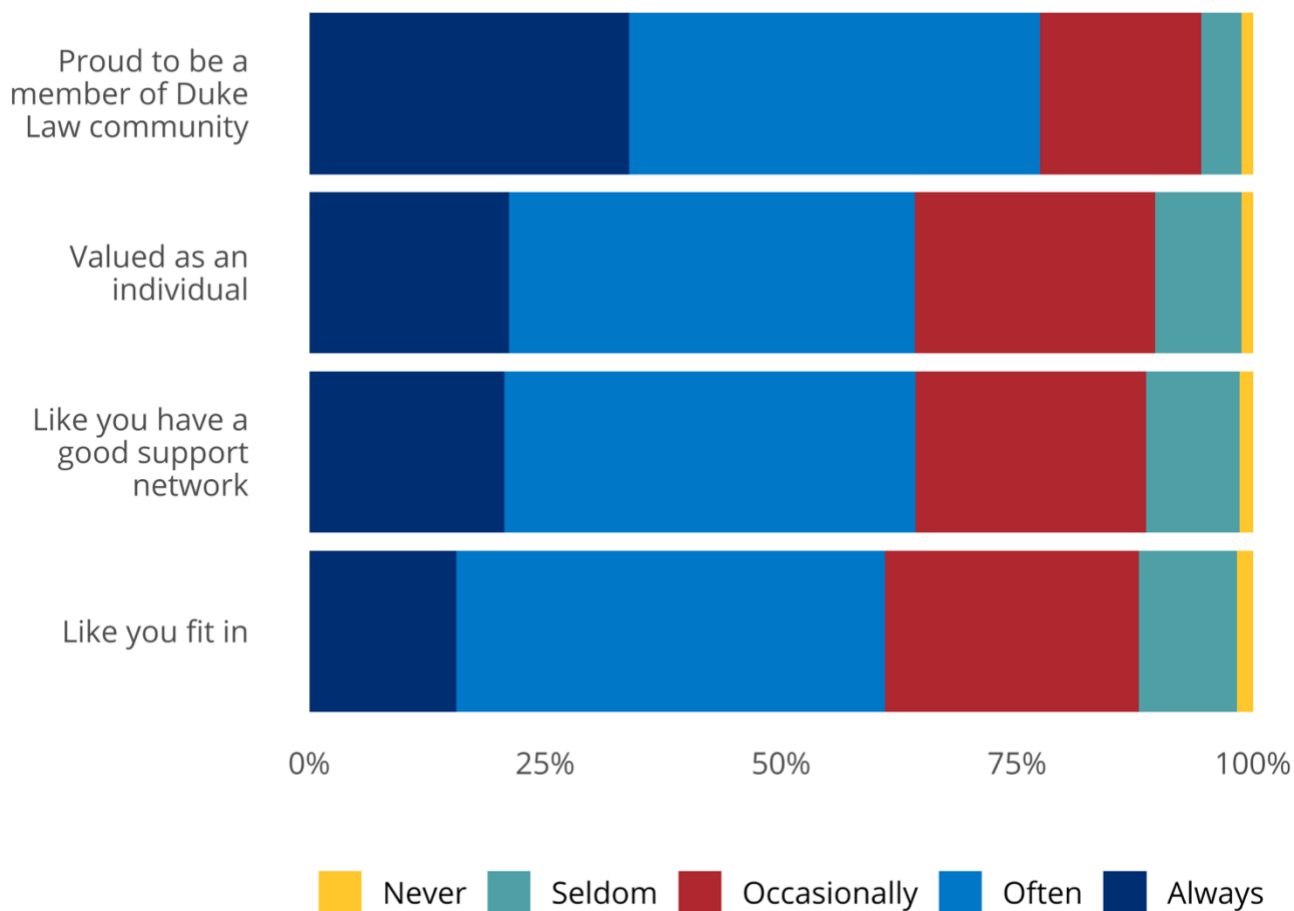
At Duke Law, how comfortable do you feel...



Category	Response	Percent
Going to office hours	Very uncomfortable	1.9
Going to office hours	Uncomfortable	7
Going to office hours	Neutral	11.1
Going to office hours	Comfortable	48.5
Going to office hours	Very comfortable	31.6
Reporting discriminatory treatment	Very uncomfortable	10.9
Reporting discriminatory treatment	Uncomfortable	20.6
Reporting discriminatory treatment	Neutral	30.1
Reporting discriminatory treatment	Comfortable	24.2
Reporting discriminatory treatment	Very comfortable	14.2
Asking profs for letters of recommendation	Very uncomfortable	3.5
Asking profs for letters of recommendation	Uncomfortable	17
Asking profs for letters of recommendation	Neutral	22.3
Asking profs for letters of recommendation	Comfortable	38.1
Asking profs for letters of recommendation	Very comfortable	19

<i>Asking profs for career advice</i>	Very uncomfortable	2.2
<i>Asking profs for career advice</i>	Uncomfortable	13.5
<i>Asking profs for career advice</i>	Neutral	17.1
<i>Asking profs for career advice</i>	Comfortable	41.8
<i>Asking profs for career advice</i>	Very comfortable	25.5
<i>Accessing mental health resources</i>	Very uncomfortable	7.1
<i>Accessing mental health resources</i>	Uncomfortable	17.8
<i>Accessing mental health resources</i>	Neutral	26.5
<i>Accessing mental health resources</i>	Comfortable	29.8
<i>Accessing mental health resources</i>	Very comfortable	18.8
<i>Accessing career services resources</i>	Very uncomfortable	0.7
<i>Accessing career services resources</i>	Uncomfortable	4
<i>Accessing career services resources</i>	Neutral	10.1
<i>Accessing career services resources</i>	Comfortable	45.8
<i>Accessing career services resources</i>	Very comfortable	39.4
<i>Accessing clerkship office resources</i>	Very uncomfortable	4.3
<i>Accessing clerkship office resources</i>	Uncomfortable	7.3
<i>Accessing clerkship office resources</i>	Neutral	21.7
<i>Accessing clerkship office resources</i>	Comfortable	41.2
<i>Accessing clerkship office resources</i>	Very comfortable	25.5
<i>Accessing academic resources</i>	Very uncomfortable	2.2
<i>Accessing academic resources</i>	Uncomfortable	6.1
<i>Accessing academic resources</i>	Neutral	17
<i>Accessing academic resources</i>	Comfortable	46.4
<i>Accessing academic resources</i>	Very comfortable	28.3
<i>Accessing alumni network</i>	Very uncomfortable	2.2
<i>Accessing alumni network</i>	Uncomfortable	9.4
<i>Accessing alumni network</i>	Neutral	24.9
<i>Accessing alumni network</i>	Comfortable	40
<i>Accessing alumni network</i>	Very comfortable	23.5
<i>Joining student orgs and extra-curriculars</i>	Very uncomfortable	0.7
<i>Joining student orgs and extra-curriculars</i>	Uncomfortable	3.8
<i>Joining student orgs and extra-curriculars</i>	Neutral	8.9
<i>Joining student orgs and extra-curriculars</i>	Comfortable	46.9
<i>Joining student orgs and extra-curriculars</i>	Very comfortable	39.7

At Duke Law, how often do you feel...



Category	Response	Percent
Like you fit in	Never	1.7
Like you fit in	Seldom	10.4
Like you fit in	Occasionally	27
Like you fit in	Often	45.4
Like you fit in	Always	15.6
Like you have a good support network	Never	1.4
Like you have a good support network	Seldom	9.9
Like you have a good support network	Occasionally	24.5
Like you have a good support network	Often	43.5
Like you have a good support network	Always	20.7
Proud to be a member of Duke Law community	Never	1.2
Proud to be a member of Duke Law community	Seldom	4.3
Proud to be a member of Duke Law community	Occasionally	17.1
Proud to be a member of Duke Law community	Often	43.6

<i>Proud to be a member of Duke Law community</i>	Always	33.9
<i>Valued as an individual</i>	Never	1.2
<i>Valued as an individual</i>	Seldom	9.1
<i>Valued as an individual</i>	Occasionally	25.5
<i>Valued as an individual</i>	Often	43
<i>Valued as an individual</i>	Always	21.2